

Check

your child car seat



Forward-Facing

Using a child car seat correctly can reduce injuries by 75%. Use your seat properly on every journey.

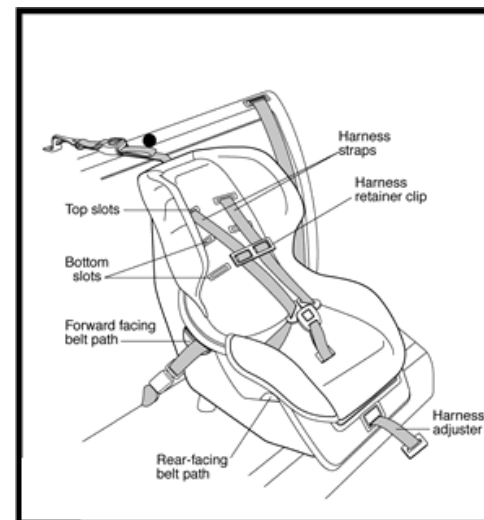
**MAKE EVERY RIDE A SAFE RIDE,
TAKE THE TIME TO DO IT RIGHT.**

FORWARD FACING

- I have read the child car seat manual for the correct installation instructions.
- I have read my vehicle owner's manual on how to install a child car seat.
- I have not placed my child's car seat in front of an active airbag.
- My child's car seat is Canadian-approved and has a CMVSS label.
- My child's car seat is not older than 10 years as recommended by Transport Canada.
- My child's height and weight are within the limits of the car seat.
- I have placed my child car seat in the "kid zone" (backseat).
- The child car seat is facing the front of the vehicle.
- My child is one year old and weighs at least 20 lb (9 kg).

THE HARNESS STRAPS

- The shoulder harness is threaded according to the child car seat instructions.
- The shoulder harness straps should be at or above my child's shoulders coming from the back of the child car seat. *some child car seats require the harness straps to be through the top slot of the seat when the seat is forward facing. Check your instruction booklet.
- The chest clip is positioned at the level of my child's armpits.
- The shoulder harness does not slip off my child's shoulders.
- The harness is snug. I can only fit one finger between the harness and my child's collar bone. The shoulder harness system stays snug when I pull on it.



(Continued on following page)

SECURING THE CHILD SAFETY SEAT

There are two systems that can be used to secure the child car seat. Do not use both systems. Use one or the other, whichever secures best.

Either...

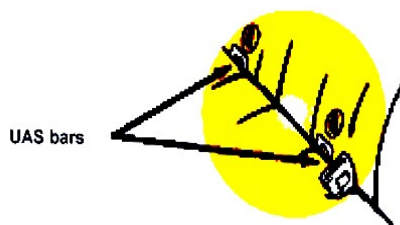
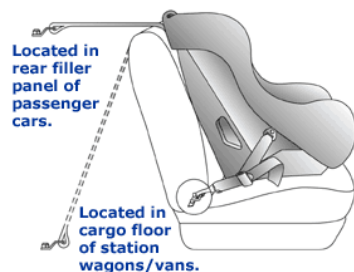
- I have the Universal Anchorage System (UAS/LATCH) in my vehicle.** The UAS/LATCH can be found in vehicles made since September 1, 2002. (*Note, some vehicles were fitted with UAS/LATCH before this date – check your owner's manual.)
 - I have checked my vehicle owner's manual on where to find the UAS/LATCH locations in my vehicle.
 - I have connected the child car seat or base to the UAS/LATCH anchors..
 - I have pulled the UAS/LATCH belt tight, using my body weight on the base of the seat to ensure tightness.

Or

- I am using the seat belt to secure the child safety seat.**
 - I have checked my vehicle owner's manual on how to use a seat belt for a child car seat.
 - The seat belt is routed through the specially marked path (instruction booklet or sticker on the seat will indicate proper path) on the child car seat or child car seat base and buckled up.
 - The seat belt is tight because I have pushed down on the child car seat or child car seat base with my body weight and removed all the slack from the lap portion of the seat belt.
 - I have tested the belt to see that it has "locked" in place and will not slip. If the seat belt slips, I have used a locking clip.

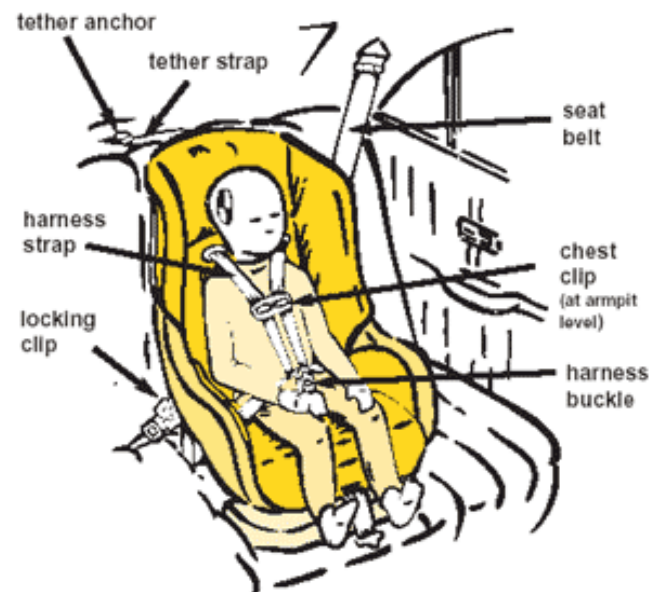
THE TETHER STRAP

- I have a tether anchor in my vehicle. (* Passenger vehicles made since 09/2000, and SUV's/Vans made since 2001, have factory- installed tether hardware. Vehicles made after 1989 and prior to 2000 will have pre-drilled holes for tether anchor installation. Take your vehicle to a licensed automobile dealership for installation.)
- The top tether strap is hooked to the tether anchor in my vehicle according to the instructions and the tether strap is tight.



SAFETY ALWAYS

- My child rides in the car seat every time he/she is in a vehicle.
- At least 80% of the base of the child car seat MUST be supported by the vehicle seat.
- I have checked for any recalls on my child's car seat. Recall information is available from Transport Canada at 1-800-333-0371 or at www.tc.gc.ca/roadsafety (click on child safety).
- My child will stay in a forward facing child car seat until he/she is at least 40 lb (18 kg).
- Once my child weighs more than 40 lb (18 kg), he/she will move to a booster seat.



Infant/child seat used as a forward-facing child seat

For more information, visit www.regional.niagara.on.ca/carseats or telephone Niagara Region Public Health Department at 905-688-8248, ext. 7362.

March 2006

Niagara Region
PUBLIC HEALTH